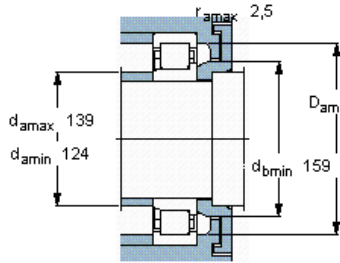
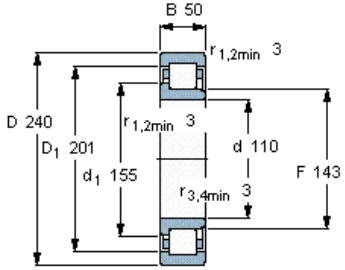


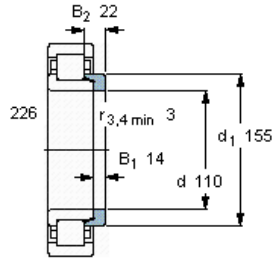
Cylindrical roller bearings, single row

Principal dimensions			Basic load ratings		Designation	Angle ring
d	D	B	dynamic C	static C0	<b>* SKF Explorer bearing</b>	Designation
mm			kN		-	-
<b>110</b>	240	50	530	540	NJ 322 ECJ *	HJ 322 EC



**Calculation factors**

k<sub>r</sub> 0,15  
e 0,2 Y 0,6



HJ 322 EC

Mass kg 1,2